

S/S Jaw x Jaw 3/4-inch high strength swivel.
3-inch high serial numbers are standard

The 5.5-ft spar buoy will float 18 to 22 inches above the water surface.

Top section of spar buoy is foam filled.

ELASTIC MOORING DETAILS and BASIC USE GUIDE

Concrete ballast is inside spar buoy.
There is a line through the center of the spar buoy to connect the top 3/4-inch swivel to the elastic rod assembly. This line has a tensile strength between 24,000-lb and 62,000-lb.

6-inches Galvanized hardware is standard

This drawing shows the basic elastic mooring system. It is recommended the basic system be installed at 1:1 scope in water depths to 30-feet and tides up to 6-feet. 1.5:1 scope in water depths 31-feet to 50-feet and tides to 6 feet.

This is the life size diameter of the 8-ft x 1.75 elastic rod.**
**When printed on 11 x 17 paper.

4-ton* rating for single 8-ft x 1.75 elastic rod

15-ton* rating for double 8-ft x 1.75 elastic rods

The hard trawl floats keep mooring components off the block and bottom. ECO-friendly is standard.

*We have estimated from experience that a 15-ton standard design ship will stretch the elastic mooring system 30% in severe weather. 30% stretch is the long term life of elastic mooring systems. 100% stretch occasionally in extreme conditions.

← S/S Jaw x Jaw 5/8-inch high strength swivel.

← 3-inch high serial numbers are standard

← The 4-ft spar buoy will float 12-inches above the water line.

The 7-ft spar buoy will float 18-inches to 24-inches above the water line.

ELASTIC MOORING DETAILS and BASIC USE GUIDE

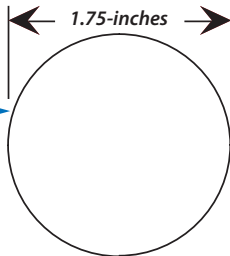
← There is a line through the center of the spar buoy to connect the top 3/4-inch swivel to the elastic rode assembly. This line has a tensile strength between 24,000-lb and 62,000-lb.

6-inches →
Galvanized hardware is standard

This drawing shows the basic elastic mooring system. It is recommended the basic system be installed at 1:1 scope in water depths to 30-feet and tides up to 6-feet. 1.5:1 scope in water depths 31-feet to 50-feet and tides to 6 feet.

This section of line is used to make up the difference in water depths with different elastic mooring configurations. It is recommended more for use with 10-ft elastic rode mooring systems. It is shown here with 5-ft elastic rodes for illustration purposes.

This is the life size diameter of the 10-ft x 1.75 elastic rode.**
**When printed on 11 x 17 paper.



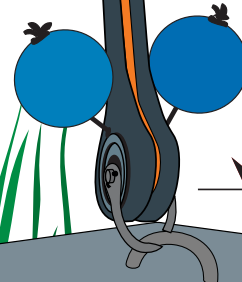

Limit lines allow the 5-ft elastic rodes to stretch to 10-feet during very severe conditions.

10-ft

← 5-ton* rating for single 10-ft x 1.75 elastic rode

← 10-ton* rating for double 5-ft x 1.75 elastic rodes

The hard trawl floats keep the mooring components off the block and bottom. ECO-friendly is standard.



1000-lb "in the water weight" is recommended for 5-ton system

2000-lb "in the water weight" is recommended for 10-ton system

*We have estimated from experience that a 5-ton or 10-ton standard design ship will stretch the elastic mooring system 30% in severe weather. 30% stretch is the long term life of elastic mooring systems. 100% stretch occasionally in extreme conditions.

S/S Jaw x Jaw 3/4-inch high strength swivel.

3-inch high serial numbers are standard

The 7-foot spar buoy will float 18-inches to 24-inches above the water line.

Top section of spar buoy is foam filled.

2-ft

8-ft

5-ft

ELASTIC MOORING DETAILS and BASIC USE GUIDE

Concrete ballast is inside spar buoy.

There is a line through the center of the spar buoy to connect the top 3/4-inch swivel to the elastic rod assembly. This line has a tensile strength between 24,000-lb and 62,000-lb.

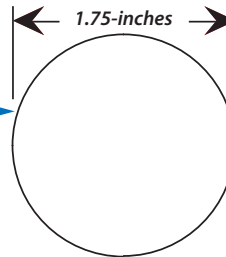
6-inches Galvanized hardware is standard

This drawing shows the basic elastic mooring system. It is recommended the basic system be installed at 1:1 scope in water depths to 30-feet and tides up to 6-feet. 1.5:1 scope in water depths 31-feet to 50-feet and tides to 6 feet.

12-ft

Limit lines allow the 10-ft elastic rodes to stretch to 20-feet during very severe conditions. The limit line is optional but, recommended in exposed areas.

This is the life size diameter of the 10-ft x 1.75 elastic rode.**
**When printed on 11 x 17 paper.



10-ft

16-ton* rating for double 10-ft x 1.75 elastic rodes

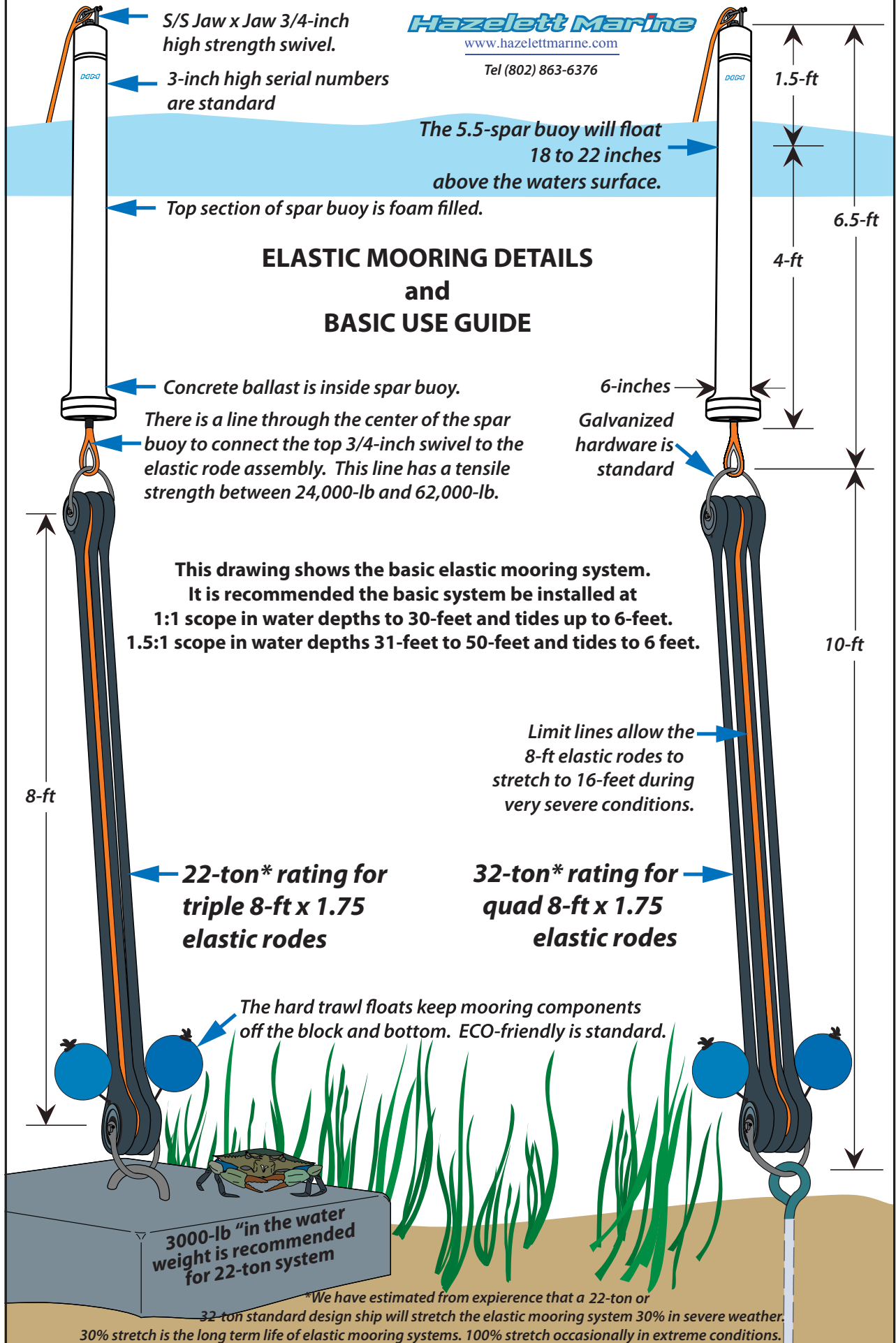
16-ton* rating for double 10-ft x 1.75 elastic rodes

The hard trawl floats keep mooring components off the block and bottom. ECO-friendly is standard.

2000-lb "in the water weight" is recommended for 16-ton system

2000-lb "in the water weight" is recommended for 16-ton system

*We have estimated from experience that a 16-ton standard design ship will stretch the elastic mooring system 30% in severe weather. 30% stretch is the long term life of elastic mooring systems. 100% stretch occasionally in extreme conditions.



S/S Jaw x Jaw 3/4-inch high strength swivel.
3-inch high serial numbers are standard

The 5.5-spar buoy will float 18 to 22 inches above the waters surface.

Top section of spar buoy is foam filled.

ELASTIC MOORING DETAILS and BASIC USE GUIDE

Concrete ballast is inside spar buoy.
There is a line through the center of the spar buoy to connect the top 3/4-inch swivel to the elastic rode assembly. This line has a tensile strength between 24,000-lb and 62,000-lb.

6-inches Galvanized hardware is standard

This drawing shows the basic elastic mooring system. It is recommended the basic system be installed at 1:1 scope in water depths to 30-feet and tides up to 6-feet. 1.5:1 scope in water depths 31-feet to 50-feet and tides to 6 feet.

Limit lines allow the 8-ft elastic rodes to stretch to 16-feet during very severe conditions.

22-ton* rating for triple 8-ft x 1.75 elastic rodes

32-ton* rating for quad 8-ft x 1.75 elastic rodes

The hard trawl floats keep mooring components off the block and bottom. ECO-friendly is standard.

3000-lb "in the water weight is recommended for 22-ton system

*We have estimated from experience that a 22-ton or 32-ton standard design ship will stretch the elastic mooring system 30% in severe weather. 30% stretch is the long term life of elastic mooring systems. 100% stretch occasionally in extreme conditions.

S/S Jaw x Jaw 3/4-inch high strength swivel.

3-inch high serial numbers are standard

The 7-foot spar buoy will float 18-inches to 24-inches above the water line.

Top section of spar buoy is foam filled.

2-ft

8-ft

5-ft

ELASTIC MOORING DETAILS and BASIC USE GUIDE

Concrete ballast is inside spar buoy.

There is a line through the center of the spar buoy to connect the top 3/4-inch swivel to the elastic rod assembly. This line has a tensile strength between 24,000-lb and 62,000-lb.

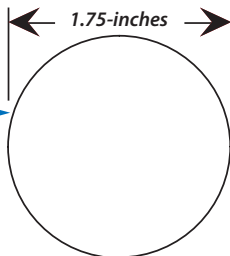
6-inches

Galvanized hardware is standard

This drawing shows the basic elastic mooring system. It is recommended the basic system be installed at 1:1 scope in water depths to 30-feet and tides up to 6-feet. 1.5:1 scope in water depths 31-feet to 50-feet and tides to 6 feet.

12-ft

This is the life size diameter of the 10-ft x 1.75 elastic rode.**
**When printed on 11 x 17 paper.



Limit lines allow the 10-ft elastic rodes to stretch to 20-feet during very severe conditions.

10-ft

25-ton* rating for triple 10-ft x 1.75 elastic rodes

35-ton* rating for quad 10-ft x 1.75 elastic rodes

The hard trawl floats keep mooring components off the block and bottom. ECO-friendly is standard.

3000-lb "in the water weight" is recommended for 25-ton system

4000-lb "in the water weight" is recommended for 35-ton system

*We have estimated from experience that a 25-ton or 35-ton standard design ship will stretch the elastic mooring system 30% in severe weather. 30% stretch is the long term life of elastic mooring systems. 100% stretch occasionally in extreme conditions.